

Consciousness-Inclusive Healing Protocols

"Healing happens when we honor the full spectrum of human consciousness—from everyday awareness to mystical transcendence—as natural expressions of our humanity rather than pathological symptoms to be suppressed."

In this guide:

- Assessment & Differentiation Protocols
- Spiritual Emergency Support
- Mystical Experience Integration
- Consciousness-Expanding Therapy
- Traditional Healing Integration
- Provider Training & Competency
- Safety & Risk Management
- Cultural Adaptation Guidelines

Estimated Reading Time: 25 minutes

This protocol guide provides healthcare providers, traditional healers, and community mental health workers with practical frameworks for supporting individuals experiencing spiritual crises, mystical states, and consciousness expansion in ways that honor these experiences as potentially healing rather than inherently pathological.

Assessment & Differentiation Protocols

Core Principle: Mysticism ≠ Pathology

The fundamental distinction between spiritual emergence and psychiatric emergency forms the foundation of consciousness-inclusive healing. This protocol ensures proper assessment and appropriate response to consciousness-related experiences.

Primary Assessment Framework

Initial Screening Questions

Consciousness State Assessment:

- "Can you describe what you're experiencing right now?"
- "How long have you been in this state?"
- "Do you feel this experience has meaning or purpose for you?"
- "Are you able to function in your daily activities?"
- "Do you feel safe and grounded in your body?"

Cultural & Spiritual Context:

- "Does this experience connect to your spiritual or religious background?"
- "Have you been engaging in any spiritual practices, meditation, or consciousness work?"
- "How does your community or family understand these types of experiences?"
- "Would you like to speak with someone from your cultural or spiritual tradition?"

Differentiation Criteria

Spiritual Emergence Indicators :

- **Maintained Reality Testing:** Awareness that experience is non-ordinary but meaningful
- **Functional Capacity:** Able to care for basic needs and maintain safety

- **Purposeful Context:** Experience feels meaningful, transformative, or connected to spiritual growth
- **Cultural Coherence:** Experience aligns with cultural, religious, or spiritual framework
- **Integration Seeking:** Desire to understand and integrate the experience
- **Social Connection:** Maintains relationships and seeks appropriate support

Psychiatric Emergency Indicators ⚠:

- **Impaired Reality Testing:** Unable to distinguish experience from consensus reality
- **Safety Concerns:** Risk of harm to self or others due to disorganization
- **Functional Impairment:** Cannot maintain basic self-care or safety
- **Distress Without Meaning:** Experience feels purely disturbing without redemptive qualities
- **Social Isolation:** Withdrawal from all support systems
- **Substance-Induced Crisis:** Acute intoxication requiring medical intervention

Assessment Tools

Spiritual Emergency Scale (SES):

1. **Meaning Attribution** (1-5): How meaningful does this experience feel?
2. **Functional Capacity** (1-5): How well can you care for yourself right now?
3. **Safety Awareness** (1-5): How safe do you feel in your current state?
4. **Cultural Context** (1-5): How well does this fit your spiritual/cultural understanding?
5. **Integration Desire** (1-5): How much do you want to understand this experience?

Scoring: 20-25 = Spiritual emergence, 15-19 = Mixed presentation requiring careful assessment, Below 15 = Consider psychiatric emergency protocols

Decision Tree Protocol

Level 1: Immediate Safety Assessment

- **Safety Priority:** Immediate physical safety and basic needs
- **Reality Anchoring:** Gentle grounding techniques and present-moment awareness
- **Cultural Advocate:** Connect with cultural or spiritual mentor if desired
- **Family Notification:** Inform support system with appropriate consent

Level 2: Spiritual Emergency Response

- **Specialized Support:** Connect with spiritual emergency specialist or traditional healer
- **Safe Space:** Provide quiet, comfortable environment conducive to integration
- **Meaning-Making Support:** Help individual explore meaning and purpose of experience
- **Integration Planning:** Develop plan for processing and integrating experience

Level 3: Psychiatric Emergency Response

- **Medical Evaluation:** Standard psychiatric emergency protocols
- **Consciousness-Informed Care:** Even in crisis, avoid pathologizing language
- **Cultural Consultation:** Include traditional healer or spiritual advisor if requested
- **Integration Follow-Up:** Plan for consciousness-inclusive follow-up care

Spiritual Emergency Support

Understanding Spiritual Emergency

Spiritual Emergency occurs when an individual experiences intense consciousness expansion, mystical states, or spiritual awakening that temporarily overwhelms their capacity to integrate the experience, requiring specialized support that honors the potentially transformative nature of the crisis.

Immediate Response Protocols

Environment & Setting

- **Sacred Space Creation:** Arrange quiet, comfortable space with natural elements when possible
- **Minimal Stimulation:** Reduce overwhelming sensory input while maintaining safety
- **Cultural Objects:** Include sacred items, symbols, or music from individual's tradition
- **Support Person:** Arrange for trusted friend, family member, or spiritual advisor to be present

Communication Approaches

- **Validating Language:** "This experience is significant and meaningful"
- **Normalizing Framework:** "Many people throughout history have had profound spiritual experiences"
- **Empowerment Orientation:** "You have inner wisdom to navigate this experience"
- **Cultural Honoring:** "Your tradition has wisdom for understanding these states"

Specialized Interventions

Grounding Techniques for Spiritual States

Physical Grounding:

- **Earth Connection:** Direct contact with ground, plants, or natural materials
- **Breathing Practices:** Slow, deep breathing to anchor awareness in body
- **Gentle Movement:** Walking, stretching, or simple yoga to restore physical awareness
- **Sensory Anchoring:** Focus on tangible sensations—touch, taste, smell

Energetic Grounding:

- **Visualization:** Imagining roots extending from body into earth
- **Sacred Geometry:** Using mandalas, crosses, or other meaningful symbols for focus
- **Prayer/Mantra:** Repetitive sacred phrases for mental anchoring
- **Protective Imagery:** Visualizing protective light or divine presence

Integration Support Techniques

Meaning-Making Dialogue:

- **Story Witness:** Listen deeply without judgment or interpretation
- **Sacred Narrative:** Help individual place experience within their spiritual framework
- **Symbol Exploration:** Explore symbolic content and personal meaning
- **Purpose Inquiry:** Gently explore potential life direction or spiritual calling

Creative Integration:

- **Art Therapy:** Drawing, painting, or sculpting the experience
- **Movement Expression:** Dance or movement to embody insights
- **Writing Practice:** Journaling or poetry to capture experiences
- **Music & Sound:** Singing, chanting, or sound healing for integration

Traditional Healing Consultation

When to Request Traditional Healing Support

- Individual specifically requests traditional or spiritual healing approach
- Experience includes elements specific to person's cultural or religious tradition
- Family or community recommends traditional healing consultation
- Western mental health approaches feel inappropriate or harmful to individual

Collaboration Protocols

Respectful Referral Process:

- **Community Connection:** Contact appropriate traditional healers through community networks
- **Cultural Protocols:** Follow appropriate cultural protocols for requesting healing support
- **Integrated Care Planning:** Develop collaborative care plan honoring both approaches
- **Knowledge Boundaries:** Respect traditional healer authority over cultural healing practices

Mystical Experience Integration

Understanding Mystical Experiences

Mystical experiences involve profound states of consciousness characterized by feelings of unity, transcendence, ineffability, and spiritual significance. Research demonstrates significant therapeutic potential when properly supported and integrated.

Integration Framework

Immediate Post-Experience Support (0-72 hours)

Protective Integration Environment:

- **Gentle Re-entry:** Gradual return to ordinary consciousness and daily activities
- **Meaning Protection:** Protect against premature interpretation or dismissal of experience
- **Social Support:** Connect with understanding friends, family, or spiritual community
- **Integration Space:** Create time and space for reflection without pressure to "return to normal"

Short-Term Integration (1-4 weeks)

Structured Integration Process:

Week 1: Experience Documentation

- **Detailed Recording:** Written, audio, or artistic documentation of experience
- **Symbolic Mapping:** Identify key symbols, insights, and emotional content
- **Body Awareness:** Notice physical sensations and embodied insights
- **Initial Meaning-Making:** Begin exploring personal significance without rushing

Week 2: Community Sharing

- **Trusted Witness:** Share experience with understanding friend, mentor, or counselor
- **Cultural Context:** Explore experience within personal spiritual or cultural framework
- **Similar Stories:** Connect with others who have had similar experiences
- **Professional Support:** Consider psychotherapy with consciousness-informed practitioner

Week 3: Life Application

- **Practical Integration:** Identify specific life changes or insights to implement
- **Value Alignment:** Explore how experience relates to personal values and life direction
- **Relationship Impact:** Process how experience affects relationships and community connection
- **Spiritual Practice:** Develop or deepen spiritual practices to maintain connection to insights

Week 4: Long-Term Planning

- **Integration Assessment:** Evaluate how well experience is being integrated
- **Ongoing Support:** Plan for continued integration support and spiritual development
- **Life Changes:** Make concrete plans for implementing life direction insights
- **Community Engagement:** Consider ways to serve others or contribute based on insights gained

Long-Term Integration (1 month - 1 year)

Sustained Transformation Support:

Monthly Integration Check-ins:

- **Insight Maintenance:** Practices for maintaining connection to core insights
- **Challenge Processing:** Address difficulties or resistance in integration process
- **Relationship Navigation:** Support for sharing experience with family, friends, partners
- **Purpose Evolution:** Track evolution of life purpose and spiritual calling

Integration Therapy Approaches

Psychedelic Integration Therapy

For experiences involving consciousness-expanding substances:

Pre-Experience Preparation:

- **Intention Setting:** Clear personal and spiritual intentions for experience
- **Set and Setting Optimization:** Ensuring supportive environment and mindset
- **Cultural Preparation:** Understanding substance within traditional cultural context
- **Safety Protocols:** Medical screening and safety preparation

Post-Experience Integration:

- **Experience Processing:** Detailed exploration of content, emotions, and insights
- **Trauma Integration:** Processing difficult or challenging aspects of experience
- **Life Application:** Translating insights into concrete life changes and practices
- **Spiritual Development:** Connecting experience to ongoing spiritual growth

Transpersonal Therapy

For spontaneous mystical experiences:

Consciousness Mapping:

- **State Documentation:** Detailed exploration of altered consciousness content
- **Archetypal Exploration:** Understanding universal symbols and themes
- **Personal Mythology:** Connecting experience to individual life story and meaning
- **Collective Dimensions:** Exploring connections to universal human experiences

Spiritual Development Planning:

- **Practice Development:** Creating personal spiritual practice based on insights
- **Community Connection:** Finding spiritual community aligned with experience
- **Service Orientation:** Exploring how insights can serve others and world
- **Ongoing Growth:** Planning for continued consciousness exploration and development

Consciousness-Expanding Therapy

Framework for Consciousness-Inclusive Therapeutic Practice

This section provides specific protocols for therapists working with clients who wish to explore consciousness as part of their healing journey, ensuring safe, effective, and culturally grounded approaches.

Therapeutic Modalities

Breathwork Therapy

Conscious Connected Breathing for trauma healing and consciousness expansion:

Session Preparation:

- **Medical Screening:** Assessment for cardiovascular or respiratory contraindications
- **Intention Setting:** Clear therapeutic and spiritual intentions
- **Safe Container:** Creating physical and emotional safety for deep experience
- **Integration Planning:** Preparing for post-session processing and support

Breathwork Protocol:

- **Connected Breathing Pattern:** Continuous circular breathing without pause between inhale and exhale
- **Musical Journey:** Carefully selected music to support emotional and energetic movement
- **Somatic Awareness:** Attention to physical sensations and emotional release
- **Energy Work:** Supporting natural movement of life force energy through breathing

Integration Support:

- **Immediate Processing:** Sharing experience and insights immediately after session
- **Embodiment Practices:** Physical movements and exercises to integrate insights
- **Creative Expression:** Art, writing, or movement to express and remember experience
- **Follow-Up Session:** Processing ongoing integration and life application

Meditation-Based Therapy

Contemplative practices integrated with psychotherapy:

Mindfulness-Based Approaches:

- **Present Moment Awareness:** Using meditation to develop capacity for present-moment experience
- **Emotional Regulation:** Mindfulness techniques for managing difficult emotions
- **Trauma-Informed Meditation:** Meditation practices adapted for trauma survivors
- **Daily Life Integration:** Bringing mindfulness into ordinary activities and relationships

Concentration Practices:

- **Single-Point Focus:** Developing concentration through focus on breath, mantra, or visualization
- **Loving-Kindness Meditation:** Developing compassion and emotional healing through love-based practices
- **Spiritual Reading:** Using sacred texts and wisdom literature for therapeutic insight
- **Contemplative Inquiry:** Using contemplative questions for self-discovery and healing

Somatic Experiencing for Consciousness Work

Body-based therapy for processing consciousness experiences:

Nervous System Regulation:

- **Polyvagal Awareness:** Understanding nervous system responses to consciousness states
- **Titration:** Working with small amounts of activation to build nervous system resilience
- **Pendulation:** Moving between activation and calm to process experiences safely

- **Completion:** Allowing natural completion of nervous system responses

Embodied Integration:

- **Sensation Tracking:** Following bodily sensations related to consciousness experiences
- **Movement Integration:** Using spontaneous movement to integrate consciousness insights
- **Boundary Development:** Developing healthy energetic and physical boundaries
- **Grounding Practices:** Specific body-based techniques for staying connected to physical reality

Provider Competency Requirements

Core Training Elements

Essential training for consciousness-inclusive therapists:

Foundational Knowledge:

- **Consciousness Research:** Understanding scientific research on consciousness and mystical experiences
- **Cultural Competency:** Training in diverse cultural approaches to consciousness and healing
- **Spiritual Development:** Personal spiritual development and consciousness exploration experience
- **Trauma-Informed Practice:** Understanding how trauma intersects with consciousness work

Clinical Skills:

- **Assessment Abilities:** Competency in differentiating spiritual emergence from psychiatric emergency
- **Integration Techniques:** Specific skills for supporting integration of consciousness experiences
- **Crisis Intervention:** Specialized crisis intervention for spiritual emergency situations
- **Collaboration Skills:** Ability to work respectfully with traditional healers and spiritual teachers

Ongoing Professional Development

Continuing education and supervision requirements:

Personal Practice Requirements:

- **Regular Contemplative Practice:** Maintaining personal meditation, prayer, or spiritual practice
- **Consciousness Exploration:** Personal experience with various consciousness-expanding practices
- **Cultural Immersion:** Regular engagement with diverse spiritual and cultural traditions
- **Supervision and Consultation:** Regular consultation with experienced consciousness-inclusive practitioners

Traditional Healing Integration

Principles for Respectful Integration

Community Sovereignty and Cultural Authority

Traditional healing systems maintain their own authority, protocols, and decision-making processes. Integration occurs through respectful partnership rather than incorporation or appropriation.

Free, Prior, and Informed Consent (FPIC)

All integration efforts require clear consent from traditional healing communities, with full understanding of how their practices will be used and shared.

Integration Models

Parallel Care Model

Traditional and contemporary healing services offered side-by-side:

Service Structure:

- **Traditional Healing Services:** Full traditional healing services provided by community healers
- **Contemporary Mental Health:** Standard mental health services informed by consciousness-inclusive principles
- **Referral Protocols:** Clear protocols for referrals between traditional and contemporary providers
- **Communication Systems:** Regular communication between traditional healers and mental health providers

Benefits:

- **Cultural Integrity:** Traditional practices remain intact and community-controlled
- **Client Choice:** Individuals can choose approaches that align with their values and needs
- **Professional Respect:** Both traditional and contemporary providers maintain professional autonomy
- **Learning Opportunities:** Providers can learn from each other without appropriation

Collaborative Care Model

Traditional healers and mental health providers work together in integrated teams:

Team Structure:

- **Traditional Healer Leadership:** Traditional healers maintain authority over cultural and spiritual aspects of care
- **Mental Health Provider Support:** Contemporary providers offer complementary services and crisis backup
- **Community Elder Guidance:** Community elders provide oversight and cultural guidance
- **Client-Centered Planning:** Care plans developed collaboratively with client preferences and cultural needs

Implementation Protocols:

- **Cultural Training:** Mental health providers receive extensive training in cultural humility and traditional healing understanding
- **Traditional Healer Support:** Traditional healers receive support for working within contemporary healthcare systems
- **Resource Sharing:** Sharing of resources, facilities, and funding to support integrated services
- **Outcome Evaluation:** Evaluation approaches that honor both traditional and contemporary effectiveness measures

Specific Traditional Healing Approaches

Indigenous Healing Integration

Protocols for working with indigenous healing traditions:

Relationship Building:

- **Community Engagement:** Long-term relationship building with indigenous communities
- **Cultural Protocol Adherence:** Strict adherence to indigenous protocols for knowledge sharing
- **Economic Justice:** Ensuring indigenous communities benefit economically from integration partnerships

- **Knowledge Protection:** Protecting sacred knowledge from appropriation while enabling healing

Healing Practice Integration:

- **Ceremony and Ritual:** Including traditional ceremonies in mental health treatment when appropriate
- **Plant Medicine:** Incorporating traditional plant medicines within indigenous protocols
- **Community Healing:** Supporting traditional community healing approaches for collective trauma
- **Spiritual Guidance:** Including traditional spiritual guidance and mentorship in treatment plans

Religious and Spiritual Integration

Working with established religious and spiritual traditions:

Multi-Faith Approaches:

- **Chaplaincy Services:** Including chaplains and religious leaders in mental health teams
- **Prayer and Meditation:** Incorporating prayer and meditation practices into therapeutic approaches
- **Scripture and Sacred Text:** Using religious and spiritual texts for therapeutic insight and guidance
- **Community Worship:** Connecting individuals with appropriate religious and spiritual communities

Wisdom Tradition Integration:

- **Philosophy and Teaching:** Including wisdom teachings from various traditions in therapeutic work
- **Contemplative Practices:** Using contemplative practices from various traditions for healing
- **Mystical Tradition Support:** Supporting individuals exploring mystical dimensions of religious traditions
- **Interfaith Dialogue:** Creating opportunities for interfaith dialogue and understanding in mental health settings

Provider Training & Competency

Core Competency Framework

Consciousness Literacy

Understanding diverse states and expressions of human consciousness:

Foundational Knowledge:

- **Consciousness Research:** Scientific understanding of consciousness states, mystical experiences, and altered states
- **Cultural Consciousness Models:** Understanding how different cultures conceptualize and work with consciousness
- **Personal Experience:** Direct experience with contemplative practices and consciousness exploration
- **Integration Theory:** Understanding how consciousness experiences integrate into daily life and psychological development

Assessment Skills:

- **State Recognition:** Ability to recognize and differentiate various consciousness states

- **Cultural Context Assessment:** Understanding consciousness experiences within appropriate cultural frameworks
- **Safety Evaluation:** Assessing safety and support needs for individuals in altered states
- **Integration Readiness:** Evaluating individual readiness and capacity for consciousness integration work

Cultural and Spiritual Competency

Respectful engagement with diverse spiritual and cultural traditions:

Cultural Humility:

- **Personal Bias Awareness:** Understanding personal cultural and spiritual biases and limitations
- **Learning Orientation:** Maintaining stance of continuous learning from diverse traditions
- **Power Dynamics:** Understanding power dynamics between Western mental health and traditional healing
- **Privilege Recognition:** Recognizing privileges and working for equity in healing relationships

Spiritual Sensitivity:

- **Religious Literacy:** Basic understanding of major religious and spiritual traditions
- **Sacred Practice Respect:** Understanding appropriate boundaries and respect for sacred practices
- **Meaning-Making Support:** Skills for supporting individual meaning-making without imposing personal beliefs
- **Referral Competency:** Knowing when and how to make appropriate referrals to spiritual and traditional healers

Training Curriculum

Phase 1: Foundation Training (40 hours)

Core knowledge and personal development:

Week 1: Consciousness Foundations (10 hours)

- **Consciousness Research Overview:** Scientific research on consciousness, mystical experiences, and spiritual emergency
- **Cultural Consciousness Models:** Survey of how different cultures understand and work with consciousness
- **Personal Consciousness Exploration:** Guided personal practice with meditation, breathwork, or other contemplative approaches
- **Assessment and Differentiation:** Training in differentiating spiritual emergence from psychiatric emergency

Week 2: Cultural and Spiritual Competency (10 hours)

- **Cultural Humility Training:** Understanding cultural bias, privilege, and respectful cross-cultural engagement
- **Traditional Healing Overview:** Introduction to major traditional healing approaches and worldviews
- **Religious and Spiritual Literacy:** Basic understanding of major religious and spiritual traditions
- **Ethics and Boundaries:** Ethical considerations in consciousness-inclusive and spiritually-integrated practice

Week 3: Clinical Applications (10 hours)

- **Integration Therapy Techniques:** Specific therapeutic approaches for supporting consciousness integration
- **Crisis Intervention:** Specialized crisis intervention for spiritual emergency situations
- **Treatment Planning:** Developing treatment plans that include consciousness and spiritual dimensions
- **Documentation and Evaluation:** Appropriate documentation and evaluation approaches for consciousness-inclusive work

Week 4: Supervision and Practice (10 hours)

- **Case Study Review:** Analysis of case studies involving consciousness and spiritual dimensions
- **Role-Playing and Practice:** Practicing assessment and intervention techniques with supervision
- **Personal Integration:** Processing personal consciousness exploration and development for professional practice
- **Resource Development:** Developing personal and professional resources for consciousness-inclusive practice

Phase 2: Specialization Training (60 hours)

Advanced training in specific consciousness-inclusive modalities:

Specialization Tracks (choose 1-2):

- **Psychedelic Integration Therapy:** Specialized training in supporting integration of psychedelic and consciousness-expanding experiences
- **Spiritual Emergency Intervention:** Advanced training in crisis intervention and support for spiritual emergency situations
- **Traditional Healing Collaboration:** Training in respectful collaboration with traditional healers and indigenous healing approaches
- **Mystical Experience Integration:** Specialized training in supporting integration of spontaneous mystical and transcendent experiences

Certification and Credentialing

Consciousness-Inclusive Mental Health Practitioner Certification

Professional certification for consciousness-inclusive practice:

Certification Requirements:

- **Education:** Graduate degree in mental health field plus consciousness-inclusive training
- **Experience:** Minimum 500 hours direct experience with consciousness-inclusive practice
- **Personal Development:** Documentation of personal consciousness exploration and spiritual development
- **Supervision:** 100 hours of supervision with certified consciousness-inclusive supervisor
- **Continuing Education:** Annual continuing education requirements in consciousness and spiritual approaches

Scope of Practice:

- **Assessment:** Competency in assessing consciousness states and spiritual emergency situations
- **Treatment:** Providing consciousness-inclusive therapy and integration support
- **Crisis Intervention:** Providing specialized intervention for spiritual emergency situations
- **Collaboration:** Working respectfully with traditional healers and spiritual teachers

- **Consultation:** Providing consultation to other mental health providers on consciousness-inclusive approaches

Safety & Risk Management

Risk Assessment Framework

Physical Safety Considerations

Ensuring physical safety during consciousness exploration:

Medical Screening:

- **Cardiovascular Assessment:** Screening for heart conditions that may be affected by intense consciousness work
- **Neurological Assessment:** Screening for seizure disorders or other neurological conditions
- **Medication Interactions:** Understanding how psychiatric medications may interact with consciousness practices
- **Substance Use Assessment:** Understanding how alcohol and drug use may affect consciousness work safety

Environmental Safety:

- **Physical Space Safety:** Ensuring safe physical environment for consciousness exploration
- **Support Person Availability:** Having trained support person available during intense consciousness work
- **Emergency Protocols:** Clear protocols for medical emergency during consciousness sessions
- **Communication Systems:** Reliable communication systems for emergency contact

Psychological Safety Considerations

Protecting psychological well-being during consciousness exploration:

Trauma History Assessment:

- **Trauma-Informed Screening:** Understanding how trauma history may affect consciousness exploration
- **Dissociation Assessment:** Evaluating capacity for managing dissociative experiences
- **Reality Testing:** Assessing capacity for maintaining reality testing during altered states
- **Support System Evaluation:** Ensuring adequate psychological support system

Preparation and Integration Support:

- **Intention Setting:** Clear psychological and spiritual intentions for consciousness work
- **Coping Skill Development:** Developing coping skills for managing difficult consciousness experiences
- **Integration Planning:** Planning for psychological integration and processing after consciousness experiences
- **Follow-Up Support:** Ensuring adequate follow-up support for psychological integration

Crisis Management Protocols

Spiritual Emergency Response

Immediate response protocols for spiritual crisis situations:

Initial Response (0-4 hours):

- **Safety Stabilization:** Ensuring immediate physical and psychological safety

- **Environmental Modification:** Creating calm, supportive environment conducive to spiritual emergency processing
- **Support Person Contact:** Contacting appropriate support people from individual's spiritual or cultural community
- **Professional Consultation:** Consulting with consciousness-inclusive mental health provider or traditional healer

Short-Term Stabilization (4-24 hours):

- **Spiritual Emergency Specialist:** Connecting with specialist trained in spiritual emergency intervention
- **Cultural Advocate:** Including cultural or spiritual advocate in support planning
- **Integration Support:** Beginning gentle integration support while maintaining crisis stabilization
- **Safety Planning:** Developing safety plan for ongoing support and integration

Transition to Integration (24-72 hours):

- **Integration Planning:** Developing comprehensive plan for processing and integrating spiritual emergency experience
- **Support System Activation:** Activating broader support system for ongoing integration support
- **Professional Services:** Connecting with appropriate consciousness-inclusive therapy and traditional healing services
- **Follow-Up Protocols:** Establishing clear follow-up protocols and check-in schedule

Risk Mitigation Strategies

Screening and Preparation:

- **Comprehensive Assessment:** Thorough assessment of readiness and capacity for consciousness work
- **Gradual Exposure:** Beginning with gentle consciousness practices before more intensive approaches
- **Skill Building:** Developing grounding, integration, and coping skills before intensive consciousness work
- **Support System Development:** Ensuring adequate support system before beginning consciousness exploration

During-Session Safety:

- **Experienced Facilitation:** Having experienced facilitator or guide present during consciousness sessions
- **Medical Support:** Having medical support available for consciousness sessions involving physical risk
- **Emotional Support:** Having emotional support person available for processing difficult experiences
- **Environment Control:** Maintaining safe, controlled environment throughout consciousness sessions

Cultural Adaptation Guidelines

Principles for Cultural Adaptation

Community-Led Adaptation

All cultural adaptations must be led by and serve the needs of specific cultural communities, with communities maintaining authority over how their healing traditions are understood and

integrated.

Cultural Authenticity

Adaptations must maintain the essential spiritual and cultural integrity of traditional healing approaches, avoiding appropriation or superficial borrowing of cultural elements.

Adaptation Process

Community Engagement Phase

Building respectful relationships with cultural communities:

Relationship Building:

- **Community Leader Engagement:** Building relationships with recognized cultural and spiritual leaders
- **Community Consultation:** Extensive consultation with community members about healing needs and approaches
- **Cultural Protocol Learning:** Learning appropriate cultural protocols for engagement and collaboration
- **Trust Building:** Long-term trust building through consistent, respectful engagement

Needs Assessment:

- **Community Healing Needs:** Understanding specific mental health and healing needs from community perspective
- **Traditional Healing Resources:** Mapping existing traditional healing resources and practitioners
- **Integration Preferences:** Understanding community preferences for integration with contemporary mental health approaches
- **Cultural Protection Priorities:** Understanding community priorities for protecting cultural knowledge and practices

Collaborative Design Phase

Working together to develop culturally appropriate consciousness-inclusive approaches:

Cultural Advisory Process:

- **Cultural Advisory Committee:** Establishing committee of cultural leaders to guide adaptation process
- **Traditional Healer Involvement:** Including traditional healers as full partners in design process
- **Community Member Participation:** Including diverse community members in design and feedback process
- **Elder Guidance:** Seeking guidance from community elders throughout adaptation process

Protocol Development:

- **Cultural Assessment Protocols:** Developing assessment approaches that honor cultural understanding of consciousness and healing
- **Traditional Practice Integration:** Developing protocols for respectfully integrating traditional healing practices
- **Cultural Crisis Response:** Developing crisis response approaches that align with cultural values and practices
- **Community Evaluation Methods:** Developing evaluation approaches that honor community definitions of healing and success

Specific Cultural Adaptations

Indigenous Community Adaptations

Adapting consciousness-inclusive protocols for indigenous communities:

Traditional Knowledge Integration:

- **Indigenous Healing Protocols:** Incorporating traditional indigenous healing approaches and ceremonies
- **Land-Based Healing:** Including connection to ancestral lands and natural environment in healing approaches
- **Community Healing Circles:** Using traditional community healing approaches for collective mental health support
- **Indigenous Language:** Providing services in indigenous languages when possible and appropriate

Cultural Trauma Considerations:

- **Historical Trauma Healing:** Addressing ongoing impacts of colonization and cultural genocide
- **Cultural Revitalization:** Supporting cultural revitalization as mental health intervention
- **Identity Development:** Supporting indigenous identity development and cultural connection
- **Sovereignty Support:** Supporting indigenous sovereignty and self-determination in mental health approaches

Religious Community Adaptations

Adapting protocols for specific religious communities:

Faith-Based Integration:

- **Religious Framework:** Understanding consciousness experiences within appropriate religious framework
- **Scripture and Teaching:** Incorporating religious scripture and teachings in therapeutic approaches
- **Religious Leadership:** Including religious leaders and spiritual directors in mental health support
- **Community Worship:** Connecting individuals with appropriate religious community support

Theological Considerations:

- **Theological Framework:** Understanding mental health and consciousness within community's theological framework
- **Prayer and Spiritual Practice:** Incorporating prayer and spiritual practices appropriate to religious tradition
- **Religious Coping:** Supporting religious coping strategies and spiritual resources
- **Faith Community Support:** Activating faith community support systems for mental health healing

Implementation Tools & Resources

Quick Reference Guides

Spiritual Emergency Response Checklist

- ☐ **Immediate Safety Assessment:** Physical safety and basic needs secured
- ☐ **Reality Testing Evaluation:** Assess capacity for reality testing and self-care
- ☐ **Cultural Context Inquiry:** Understand experience within cultural/spiritual framework

- ☐ **Support System Activation:** Contact appropriate cultural/spiritual support people
- ☐ **Specialist Consultation:** Connect with consciousness-inclusive provider or traditional healer
- ☐ **Integration Planning:** Develop plan for processing and integrating experience



Consciousness-Inclusive Assessment Protocol

- ☐ **Experience Description:** Detailed description of consciousness experience
- ☐ **Duration and Trigger:** Timeline and potential triggers or catalysts
- ☐ **Meaning Attribution:** Personal significance and meaning of experience
- ☐ **Functional Impact:** Effect on daily functioning and self-care capacity
- ☐ **Cultural Context:** Alignment with cultural, religious, or spiritual framework
- ☐ **Integration Desire:** Motivation for understanding and integrating experience
- ☐ **Support Resources:** Available cultural, spiritual, and community support

Contact Information & Resources

Current Status Note: The Global Governance Framework is in active development.

Currently available:





- ☒ Framework documentation and consciousness-inclusive healing protocols
- ☒ General support via globalgovernanceframework@gmail.com
-  Specialized consciousness-inclusive practitioner training programs (in development)
-  Regional consciousness-inclusive mental health networks (in development)

Contact Information:


- **Primary Contact:** globalgovernanceframework@gmail.com
- **Website:** globalgovernanceframework.org
- **Subject Lines for Specific Support:**
 - "Consciousness-Inclusive Training" - for practitioner training inquiries
 - "Spiritual Emergency Support" - for crisis intervention resource requests
 - "Traditional Healing Integration" - for traditional healing collaboration inquiries
 - "Cultural Adaptation" - for community-specific adaptation support

Training and Certification Information

Consciousness-Inclusive Mental Health Training:

-  **Foundation Training Program** (40 hours) - in development
-  **Specialization Training Tracks** (60 hours) - in development
-  **Professional Certification Program** - in development
-  **Traditional Healing Collaboration Training** - in development

Available Resources:

- ☒ **Clinical Decision Trees for Spiritual Crises** - assessment and intervention protocols
- ☒ **Consciousness Development & Worldview Transition Support Guide** - integration support frameworks
- ☒ **Traditional Healing Integration Guidelines** - respectful collaboration protocols
-  **Psychedelic-Assisted Therapy Lab Setup Guide** - in development

Research and Evidence Base

Supporting Research Areas:

- **Consciousness Studies:** Scientific research on mystical experiences, altered states, and spiritual emergence
- **Transpersonal Psychology:** Therapeutic approaches integrating spiritual and consciousness dimensions
- **Cultural Psychiatry:** Cross-cultural understanding of consciousness and mental health
- **Traditional Healing Research:** Evidence-based studies of traditional healing effectiveness
- **Integration Therapy:** Research on psychedelic integration and consciousness experience processing

Legal and Ethical Considerations

Professional Standards

Guidelines for practicing within professional and legal boundaries:

Scope of Practice:

- **Professional Licensing:** Maintaining appropriate professional licensing and credentials
- **Competency Boundaries:** Practicing only within areas of demonstrated competency
- **Referral Protocols:** Clear protocols for referring beyond scope of practice
- **Documentation Standards:** Appropriate documentation for consciousness-inclusive practice

Ethical Guidelines:

- **Cultural Respect:** Maintaining respect for cultural and spiritual traditions
- **Informed Consent:** Comprehensive informed consent for consciousness-inclusive approaches
- **Confidentiality:** Protecting client privacy while respecting cultural consultation needs
- **Non-Maleficence:** "Do no harm" principles in consciousness exploration

Legal Protections

Understanding legal frameworks for consciousness-inclusive practice:

Spiritual Crisis vs. Psychiatric Emergency:

- **Legal Distinction:** Understanding legal criteria for differentiating spiritual emergence from psychiatric crisis
- **Provider Protection:** Legal protections for supporting spiritual emergence rather than pathologizing
- **Community Advocate Rights:** Client rights to cultural and spiritual advocates
- **Second Opinion Requirements:** Legal requirements for spiritual emergency consultation

Consciousness Exploration Protections:

- **Religious Freedom:** Legal protections for consciousness exploration within religious contexts
- **Traditional Healing Rights:** Legal protections for traditional healing practices
- **Informed Consent:** Legal frameworks for consciousness-expanding therapeutic approaches
- **Provider Immunity:** Legal protections for providers supporting consciousness exploration

Quality Assurance & Evaluation

Practice Standards

Standards for ensuring quality consciousness-inclusive practice:

Clinical Excellence:

- **Evidence-Based Practice:** Using approaches supported by research and traditional wisdom
- **Outcome Measurement:** Tracking client outcomes using appropriate consciousness-inclusive measures

- **Continuous Improvement:** Regular evaluation and improvement of practice approaches
- **Professional Development:** Ongoing training and development in consciousness-inclusive approaches

Cultural Competency:

- **Community Feedback:** Regular feedback from cultural and spiritual communities
- **Cultural Advisor Consultation:** Regular consultation with cultural advisors and traditional healers
- **Community Outcome Evaluation:** Evaluating outcomes from community and cultural perspectives
- **Cultural Protocol Adherence:** Maintaining adherence to appropriate cultural protocols

Evaluation Frameworks

Approaches for evaluating consciousness-inclusive healing effectiveness:

Individual Outcome Measures:

- **Spiritual Well-Being Scale:** Measuring spiritual connection and meaning
- **Mystical Experience Questionnaire:** Evaluating mystical experience quality and integration
- **Post-Traumatic Growth Inventory:** Measuring growth following consciousness experiences
- **Meaning in Life Questionnaire:** Assessing life meaning and purpose

Community Outcome Measures:

- **Community Healing Assessment:** Evaluating collective healing and resilience
- **Cultural Vitality Measures:** Assessing cultural and spiritual community health
- **Traditional Healing Integration Success:** Evaluating success of traditional healing integration
- **Community Satisfaction Surveys:** Community feedback on consciousness-inclusive services

Emergency Resources & Crisis Support

24/7 Crisis Resources

Resources for consciousness-related crisis situations:

Immediate Crisis Support:

- **National Suicide Prevention Lifeline:** 988 (trained in spiritual crisis differentiation where available)
- **Local Emergency Services:** 911 (with consciousness-inclusive crisis protocols where available)
- **Global Governance Framework:** globalgovernanceframework@gmail.com for spiritual emergency resource guidance
- **Website Resources:** globalgovernanceframework.org for additional crisis support information

Specialized Support Networks:

- 🚧 **Global Spiritual Emergency Response Network** - in development
- 🚧 **Traditional Healer Emergency Consultation Network** - in development
- 🚧 **Consciousness-Inclusive Crisis Intervention Teams** - in development

Integration Support Resources

Ongoing support for consciousness experience integration:

Professional Support:

- **Consciousness-Inclusive Therapists:** [Contact for referral to trained providers]
- **Spiritual Directors:** Professional spiritual guidance and mentorship
- **Traditional Healers:** Community-based traditional healing practitioners

- **Integration Support Groups:** Peer support for consciousness experience integration

Community Support:

- **Spiritual Communities:** Religious and spiritual communities with consciousness integration experience
- **Integration Circles:** Community circles for sharing and processing consciousness experiences
- **Mystical Experience Support Groups:** Peer support specifically for mystical experience integration
- **Online Integration Communities:** Virtual communities for consciousness exploration and integration support

Appendices

Appendix A: Assessment Forms and Protocols

- **Spiritual Emergency Assessment Scale**
- **Consciousness Experience Integration Planning Template**
- **Cultural Context Assessment Protocol**
- **Safety Planning Template for Consciousness Work**
- **Traditional Healing Consultation Request Form**

Appendix B: Cultural Adaptation Templates

- **Community Consultation Planning Template**
- **Cultural Advisory Committee Formation Guide**
- **Traditional Healing Integration Agreement Template**
- **Cultural Protocol Documentation Form**
- **Community Outcome Evaluation Template**

Appendix C: Training Materials

- **Foundation Training Curriculum Outline**
- **Specialization Training Track Descriptions**
- **Practitioner Competency Assessment Rubric**
- **Supervision Protocol for Consciousness-Inclusive Practice**
- **Continuing Education Requirements and Resources**

Appendix D: Research and Evidence

- **Consciousness-Inclusive Healing Research Bibliography**
- **Traditional Healing Effectiveness Studies**
- **Spiritual Emergency Intervention Outcome Research**
- **Cultural Adaptation Best Practices Research**
- **Integration Therapy Effectiveness Studies**

Conclusion

The Consciousness-Inclusive Healing Protocols represent a fundamental shift in mental health practice—from pathologizing consciousness exploration to recognizing the profound healing potential of mystical experiences, spiritual emergence, and traditional healing wisdom. By implementing these protocols, healthcare providers can offer truly holistic care that honors the full spectrum of human consciousness while maintaining safety, cultural respect, and clinical excellence.

Key Implementation Priorities:

1. **Provider Training:** Ensure all mental health providers receive consciousness-inclusive training and cultural competency development
2. **Community Partnerships:** Build respectful partnerships with traditional healers and spiritual communities
3. **Safety Protocols:** Implement comprehensive safety and risk management protocols for consciousness work
4. **Cultural Adaptation:** Adapt all protocols to serve diverse cultural and spiritual communities
5. **Integration Support:** Develop robust support systems for consciousness experience integration

Call to Action: Begin implementing consciousness-inclusive healing approaches in your practice, community, or healthcare system. Start with provider training, community consultation, and gradual integration of consciousness-inclusive assessment and intervention protocols.

Living Document Status: This protocol guide is designed for continuous improvement based on implementation experience and emerging research. Current version represents comprehensive analysis as of June 2025 with regular updates planned based on feedback and new developments.

Contact for Implementation Support: globalgovernanceframework@gmail.com with subject line "Consciousness-Inclusive Implementation Support"

Framework Development: This guide is part of the Global Governance Framework initiative, developed through iterative refinement using multiple AI systems to achieve comprehensive research synthesis and maximize diversity of analytical perspectives, integrating evidence-based practices with community-led approaches to consciousness-inclusive healing.

"When we honor consciousness as sacred rather than pathologize it as symptom, we open doorways to healing that transform not only individuals but entire communities and cultures. The future of mental health lies not in suppressing human consciousness but in celebrating and supporting its infinite creative potential for healing and transformation."