

Psychedelic-Assisted Therapy Lab Setup Guide

"In the marriage of ancient plant wisdom and modern therapeutic understanding, we find pathways to healing that honor both the sacred traditions of consciousness exploration and the safety requirements of contemporary care."

In this guide:

- Foundational Principles
- Ethical Oversight Structure
- Lab Design & Infrastructure
- Traditional Knowledge Integration
- Safety Protocols & Procedures
- Staff Training & Competency
- Legal & Regulatory Framework
- Community Integration Models

Estimated Reading Time: 35 minutes

This comprehensive guide provides healthcare systems, research institutions, and community organizations with frameworks for establishing psychedelic-assisted therapy labs that honor traditional plant medicine wisdom while ensuring safety, legal compliance, and community benefit.

Foundational Principles

Community-Controlled Governance

Psychedelic-assisted therapy labs must be governed by communities with lived experience rather than exclusively by medical or academic institutions.

This principle ensures that the profound healing potential of psychedelic medicines serves community needs rather than institutional profits, while honoring the traditional knowledge systems that have safeguarded these medicines for millennia.

51% Lived-Experience Leadership

Community governance structure ensuring community control:

Governance Board Composition:

- **Community Members with Lived Experience:** 51% of governance board comprised of individuals with mental health lived experience
- **Traditional Healers:** Indigenous and traditional healers with plant medicine experience as core board members
- **Community Representatives:** Representatives from communities most affected by mental health challenges and historical trauma
- **Family and Support System Representatives:** Family members and chosen family of individuals with mental health experience

Decision-Making Authority:

- **Program Direction:** Community-controlled board has final authority over lab program direction and priorities
- **Resource Allocation:** Board controls resource allocation and funding distribution
- **Research Priorities:** Community board determines research priorities and approves all research protocols

- **Safety Protocol Development:** Community develops safety protocols prioritizing participant wellbeing over research outcomes

Traditional Healer Integration as Core Leadership

Indigenous and traditional healers with plant medicine experience as essential governance partners:

Healer Authority Recognition:

- **Cultural Expertise:** Traditional healers recognized as experts in plant medicine safety, preparation, and ceremonial context
- **Sacred Knowledge Guardianship:** Traditional healers maintain authority over sacred knowledge and ceremonial protocols
- **Community Representation:** Traditional healers represent indigenous and traditional communities in lab governance
- **Veto Authority:** Traditional healers have veto authority over research or programs that violate cultural protocols

Knowledge Integration Protocols:

- **Respectful Collaboration:** Traditional knowledge integrated through respectful collaboration rather than extraction
- **Benefit Sharing:** Traditional healing communities receive fair compensation and benefit sharing from lab operations
- **Cultural Protocol Adherence:** All lab operations follow appropriate cultural protocols and traditional guidelines
- **Sacred Knowledge Protection:** Absolute protection of sacred knowledge with community-controlled access

Indigenous Sovereignty & Reciprocity

Recognition of indigenous rights to traditional plant medicines and implementation of fair reciprocity agreements.

Indigenous communities have been the guardians of plant medicine knowledge for thousands of years. Any psychedelic therapy program must honor indigenous sovereignty and provide meaningful reciprocity.

Indigenous Rights Recognition

Legal and ethical recognition of indigenous plant medicine rights:

Sovereignty Acknowledgment:

- **Traditional Territory Recognition:** Lab operations acknowledge traditional territory and indigenous land rights
- **Plant Medicine Sovereignty:** Recognition of indigenous sovereignty over traditional plant medicines
- **Cultural Authority:** Recognition of indigenous cultural authority over traditional healing practices
- **Self-Determination:** Support for indigenous self-determination in plant medicine access and use

Legal Framework Compliance:

- **International Indigenous Rights:** Compliance with UN Declaration on the Rights of Indigenous Peoples

- **National Indigenous Laws:** Compliance with national laws protecting indigenous rights and traditional knowledge
- **Traditional Law Recognition:** Recognition of traditional indigenous laws governing plant medicine use
- **Treaty Obligations:** Compliance with relevant treaty obligations to indigenous communities

Reciprocity Agreement Implementation

Fair compensation and resource sharing with indigenous communities:

Economic Reciprocity:

- **Revenue Sharing:** Percentage of lab revenue shared with indigenous communities contributing traditional knowledge
- **Employment Priority:** Employment priority for indigenous community members in lab operations
- **Capacity Building Investment:** Investment in indigenous community capacity building and traditional healing infrastructure
- **Research Benefit Sharing:** Indigenous communities receive direct benefits from research involving traditional knowledge

Cultural Reciprocity:

- **Cultural Revitalization Support:** Support for indigenous cultural revitalization and traditional knowledge preservation
- **Language Preservation:** Support for indigenous language preservation and healing in native languages
- **Ceremonial Support:** Support for traditional ceremonies and cultural practices
- **Youth Education:** Support for indigenous youth education in traditional healing practices

Cultural Appropriation Prevention

Strict protocols preventing commercialization and appropriation of traditional healing practices.

The growing interest in psychedelic therapy creates significant risk of cultural appropriation and commercialization of sacred practices. Robust prevention protocols are essential.

Sacred Practice Protection

Protecting sacred elements of traditional healing from inappropriate use:

Sacred Knowledge Boundaries:

- **Public vs. Sacred Distinction:** Clear distinction between knowledge appropriate for sharing and protected sacred knowledge
- **Ceremonial Integrity:** Traditional ceremonies maintained in appropriate cultural context with proper protocols
- **Sacred Plant Respect:** Sacred plants treated with appropriate reverence and cultural protocol
- **Spiritual Context Maintenance:** Spiritual and ceremonial context maintained in therapeutic applications

Commercial Appropriation Prevention:

- **Non-Commercial Sacred Elements:** Sacred ceremonial elements not commercialized or commodified
- **Community Benefit Priority:** Any commercial benefits prioritize traditional healing communities over corporate profits

- **Trademark Protection:** Protection of traditional terms and practices from inappropriate trademarking
- **Cultural Integrity Monitoring:** Ongoing monitoring to ensure cultural integrity and prevent appropriation

Respectful Integration Protocols

Guidelines for respectful integration that honors traditional knowledge while enabling therapeutic access:

Integration Boundaries:

- **Traditional Authority Maintenance:** Traditional healers maintain authority over traditional healing aspects
- **Contemporary Support Role:** Contemporary providers provide support services without appropriating traditional practices
- **Cultural Context Preservation:** Traditional cultural context preserved in integrated therapeutic settings
- **Community Consultation:** Ongoing consultation with traditional healing communities throughout integration

Educational Protocols:

- **Cultural Education:** Comprehensive cultural education for all lab staff and participants
- **Traditional History:** Education about traditional use and cultural significance of plant medicines
- **Contemporary Context:** Understanding of contemporary therapeutic applications within cultural context
- **Respectful Engagement:** Training in respectful engagement with traditional healing practices and communities

Ethical Oversight Structure

Community-Controlled Institutional Review Board (IRB)

IRB structure ensuring community control over research ethics and participant protection.

Traditional IRBs often lack community representation and cultural competency for psychedelic therapy research. Community-controlled IRBs ensure ethical oversight that truly serves participant and community interests.

IRB Composition and Structure

Ensuring diverse community representation in ethical oversight:

Membership Requirements:

- **Community Majority:** 60% of IRB members from communities with mental health lived experience
- **Traditional Healer Representation:** Minimum 2 traditional healers with plant medicine experience on every IRB
- **Cultural Diversity:** Representation from diverse cultural communities served by the lab
- **Professional Diversity:** Healthcare providers, researchers, ethicists, and legal experts as supporting members
- **Youth Representation:** Meaningful youth representation in IRB membership and decision-making

Authority and Responsibilities:

- **Research Protocol Review:** Authority to approve, modify, or reject all research protocols

- **Participant Protection:** Primary responsibility for ensuring participant safety and wellbeing
- **Cultural Appropriateness:** Evaluation of research cultural appropriateness and community benefit
- **Community Benefit Assessment:** Assessment of research benefits to communities rather than just institutions

Ethical Review Processes

Community-centered ethical review prioritizing participant and community wellbeing:

Review Criteria:

- **Community Benefit:** Research must demonstrate clear benefit to communities rather than just academic or commercial interests
- **Cultural Appropriateness:** Research must respect cultural protocols and traditional knowledge
- **Participant Safety:** Robust safety protocols prioritizing participant wellbeing over research outcomes
- **Community Consent:** Community consent required for research involving traditional knowledge or practices

Review Process:

- **Community Consultation:** Extensive community consultation for all research protocols
- **Traditional Healer Review:** Traditional healer review of protocols involving plant medicines or traditional practices
- **Participant Involvement:** Meaningful participant involvement in research design and oversight
- **Ongoing Monitoring:** Continuous monitoring of research ethics and community impact

Safety Protocol Development

Community-developed safety protocols prioritizing participant wellbeing over research outcomes.

Safety in psychedelic therapy requires protocols that address not only medical safety but also psychological, spiritual, and cultural safety.

Comprehensive Safety Framework

Multi-dimensional safety protocols addressing all aspects of participant wellbeing:

Medical Safety Protocols:

- **Health Screening:** Comprehensive medical screening including cardiovascular, neurological, and psychiatric assessment
- **Medication Interactions:** Thorough assessment of medication interactions and contraindications
- **Emergency Medical Protocols:** Clear protocols for medical emergencies during psychedelic sessions
- **Medical Support Availability:** Qualified medical support available during all psychedelic sessions

Psychological Safety Protocols:

- **Psychological Screening:** Comprehensive psychological assessment and trauma history evaluation
- **Preparation Support:** Extensive preparation support including intention setting and expectation management
- **Integration Support:** Structured integration support following psychedelic experiences

- **Crisis Intervention:** Protocols for psychological crisis during or after psychedelic sessions

Spiritual and Cultural Safety:

- **Cultural Competency:** All staff trained in cultural competency and traditional healing respect
- **Spiritual Support:** Access to spiritual support and traditional healing practitioners
- **Cultural Protocols:** Adherence to appropriate cultural protocols for plant medicine work
- **Sacred Knowledge Protection:** Protection of sacred knowledge and ceremonial integrity

Risk Management and Mitigation

Proactive risk assessment and mitigation strategies:

Risk Assessment Framework:

- **Individual Risk Factors:** Assessment of individual risk factors including trauma history and psychological vulnerability
- **Environmental Risk Factors:** Assessment of environmental safety including physical space and support team
- **Cultural Risk Factors:** Assessment of cultural appropriateness and potential for cultural harm
- **Community Risk Factors:** Assessment of potential risks to traditional healing communities

Mitigation Strategies:

- **Screening and Preparation:** Thorough screening and preparation to minimize risks
- **Support Team Training:** Extensive training for support teams in risk recognition and intervention
- **Emergency Protocols:** Clear emergency protocols for various types of crises
- **Follow-Up Support:** Comprehensive follow-up support to address any adverse outcomes

Lab Design & Infrastructure

Physical Space Design

Creating therapeutic environments that honor both traditional ceremonial principles and contemporary safety requirements.

The physical environment significantly impacts psychedelic therapy outcomes. Lab design must integrate traditional ceremonial wisdom with contemporary therapeutic needs.

Sacred Space Principles

Incorporating traditional sacred space design elements:

Traditional Design Elements:

- **Natural Materials:** Use of natural materials including wood, stone, and plant elements
- **Sacred Geometry:** Incorporation of sacred geometric principles in space design
- **Directional Awareness:** Attention to cardinal directions and their cultural significance
- **Ceremonial Focal Points:** Appropriate focal points for meditation and ceremonial practice

Cultural Adaptability:

- **Multi-Cultural Design:** Space design adaptable to diverse cultural ceremonial needs
- **Sacred Object Integration:** Ability to incorporate sacred objects and ceremonial items
- **Cultural Art and Symbolism:** Integration of appropriate cultural art and symbolic elements
- **Flexible Configuration:** Spaces configurable for different cultural ceremonial requirements

Contemporary Therapeutic Requirements

Meeting modern therapeutic and safety standards:

Safety Infrastructure:

- **Emergency Access:** Clear emergency access and egress routes
- **Communication Systems:** Reliable communication systems for emergency contact
- **Monitoring Equipment:** Appropriate monitoring equipment for participant safety
- **Climate Control:** Optimal climate control for comfort and safety

Therapeutic Environment:

- **Comfortable Furnishings:** Comfortable furnishings supporting various positions and movements
- **Sound Management:** Sound control and high-quality audio systems for therapeutic music
- **Lighting Control:** Sophisticated lighting control for different therapy phases
- **Privacy Protection:** Complete privacy protection for therapeutic sessions

Equipment and Technology**Traditional Healing Equipment****Equipment supporting traditional healing practices and ceremonies:****Ceremonial Items:**

- **Altar Spaces:** Appropriate altar spaces for sacred objects and ceremonial items
- **Ceremonial Tools:** Traditional ceremonial tools and instruments as culturally appropriate
- **Plant Medicine Preparation:** Equipment for traditional plant medicine preparation and storage
- **Sacred Fire Capability:** Safe indoor/outdoor fire capability for traditions requiring fire ceremonies

Natural Elements Integration:

- **Water Features:** Clean water features for ceremonial and practical use
- **Plant Integration:** Live plants and natural elements integrated into therapeutic spaces
- **Stone and Crystal Elements:** Natural stone and crystal elements as culturally appropriate
- **Air Quality Management:** High-quality air filtration and circulation systems

Contemporary Therapeutic Technology**Modern technology supporting therapeutic effectiveness and safety:****Monitoring Technology:**

- **Vital Sign Monitoring:** Non-intrusive vital sign monitoring technology
- **Emergency Alert Systems:** Immediate emergency alert systems for staff notification
- **Communication Technology:** Secure communication technology for team coordination
- **Recording Equipment:** High-quality recording equipment for integration support (with participant consent)

Therapeutic Support Technology:

- **Audio Systems:** Professional audio systems for therapeutic music and soundscapes
- **Biofeedback Equipment:** Biofeedback technology for relaxation and grounding support
- **Virtual Reality Capability:** VR technology for preparation and integration support
- **Digital Integration Tools:** Digital tools supporting preparation and integration processes

Facility Operations**Operational Protocols****Daily operations integrating traditional and contemporary approaches:**

Daily Practices:

- **Space Preparation Rituals:** Daily space preparation following appropriate cultural protocols
- **Staff Check-in Processes:** Regular staff check-ins ensuring readiness and cultural alignment
- **Equipment Maintenance:** Regular maintenance of both traditional and contemporary equipment
- **Safety System Checks:** Daily safety system checks and emergency preparedness

Ceremonial Integration:

- **Opening and Closing Ceremonies:** Daily opening and closing ceremonies as culturally appropriate
- **Seasonal Ceremonies:** Seasonal ceremonies honoring natural cycles and traditional calendar
- **Community Ceremonies:** Regular community ceremonies for lab community building
- **Healing Ceremonies:** Specific healing ceremonies as part of therapeutic programming

Quality Assurance Systems**Continuous quality improvement and community accountability:****Performance Monitoring:**

- **Participant Outcome Tracking:** Comprehensive tracking of participant outcomes using community-defined measures
- **Cultural Competency Assessment:** Regular assessment of cultural competency and traditional healing integration
- **Safety Performance Monitoring:** Continuous monitoring of safety protocols and incident response
- **Community Satisfaction Evaluation:** Regular community satisfaction evaluation and feedback integration

Improvement Processes:

- **Community Feedback Integration:** Systematic integration of community feedback into operations
- **Traditional Healer Consultation:** Regular consultation with traditional healers for improvement recommendations
- **Staff Development:** Ongoing staff development in traditional healing integration and cultural competency
- **Protocol Adaptation:** Continuous adaptation of protocols based on experience and community guidance

Traditional Knowledge Integration**Plant Medicine Protocols**

Respectful integration of traditional plant medicine knowledge with contemporary therapeutic frameworks.

Traditional plant medicines have been used for healing for thousands of years. Integration requires deep respect for traditional knowledge while ensuring contemporary safety standards.

Traditional Preparation Methods**Honoring traditional plant medicine preparation while ensuring safety and quality:****Traditional Knowledge Integration:**

- **Healer-Led Preparation:** Traditional healers lead plant medicine preparation using traditional methods

- **Sacred Preparation Rituals:** Traditional preparation rituals and ceremonies maintained
- **Traditional Tools and Vessels:** Use of traditional tools and vessels for medicine preparation
- **Ancestral Knowledge:** Integration of ancestral knowledge about plant medicine properties and preparation

Contemporary Safety Standards:

- **Quality Testing:** Laboratory testing for potency, purity, and contaminants
- **Standardization Protocols:** Standardization protocols ensuring consistent dosing and quality
- **Storage and Handling:** Proper storage and handling protocols maintaining medicine integrity
- **Documentation Requirements:** Appropriate documentation while protecting sacred knowledge

Set and Setting Integration

Combining traditional ceremonial set and setting with contemporary therapeutic support:

Traditional Set and Setting Elements:

- **Ceremonial Context:** Plant medicine work conducted within appropriate ceremonial context
- **Traditional Music and Sounds:** Integration of traditional music, chanting, and ceremonial sounds
- **Sacred Time Recognition:** Recognition of sacred time and natural rhythm in ceremonial work
- **Community Context:** Appropriate community context and support for plant medicine work

Contemporary Therapeutic Elements:

- **Therapeutic Preparation:** Contemporary therapeutic preparation including intention setting and expectation management
- **Professional Support:** Trained therapeutic support during plant medicine experiences
- **Integration Planning:** Structured integration planning and follow-up support
- **Safety Monitoring:** Continuous safety monitoring throughout plant medicine experiences

Ceremonial Integration

Traditional Ceremony Protocols

Integrating traditional ceremonies with contemporary therapeutic goals:

Ceremonial Structure:

- **Traditional Ceremony Leadership:** Traditional healers lead ceremonial aspects of therapeutic work
- **Sacred Space Creation:** Traditional sacred space creation and blessing protocols
- **Ceremonial Timeline:** Traditional ceremonial timeline and rhythm honored in therapeutic context
- **Community Witnessing:** Appropriate community witnessing and support during ceremonies

Cultural Protocol Adherence:

- **Cultural Permission:** Explicit cultural permission for ceremonial integration
- **Protocol Education:** Comprehensive education about cultural protocols for all participants
- **Sacred Element Protection:** Protection of sacred ceremonial elements from inappropriate use
- **Cultural Accountability:** Ongoing accountability to traditional healing communities

Integration with Therapeutic Goals

Aligning traditional ceremonies with contemporary therapeutic objectives:

Therapeutic Framework Integration:

- **Healing Intention Alignment:** Alignment of traditional healing intentions with therapeutic goals

- **Trauma-Informed Approach:** Trauma-informed approach integrated with traditional healing methods
- **Outcome Measurement:** Measurement of therapeutic outcomes using both traditional and contemporary measures
- **Integration Support:** Structured integration support following traditional ceremonies

Cultural Bridge Building:

- **Cultural Education:** Education about traditional healing for contemporary participants
- **Contemporary Context:** Understanding contemporary therapeutic goals within traditional healing framework
- **Bridge Facilitators:** Trained facilitators who understand both traditional and contemporary approaches
- **Community Connection:** Connection of participants with traditional healing communities as appropriate

Knowledge Protection and Sharing

Sacred Knowledge Protection

Absolute protection of sacred knowledge while enabling appropriate therapeutic integration:

Protection Protocols:

- **Sacred vs. Shareable Knowledge:** Clear distinction between sacred knowledge and knowledge appropriate for sharing
- **Community Authorization:** Community authorization required for any knowledge sharing
- **Protection Documentation:** Documentation of knowledge protection agreements and protocols
- **Violation Response:** Clear protocols for responding to knowledge protection violations

Sharing Guidelines:

- **Appropriate Sharing Context:** Guidelines for appropriate context and methods for knowledge sharing
- **Cultural Translation:** Respectful cultural translation of traditional concepts for contemporary understanding
- **Educational Framework:** Educational framework for sharing traditional healing concepts respectfully
- **Community Benefit:** Ensuring knowledge sharing benefits traditional healing communities

Community Consent and Oversight

Ongoing community consent and oversight for traditional knowledge integration:

Consent Processes:

- **Free, Prior, and Informed Consent:** Comprehensive FPIC processes for traditional knowledge integration
- **Ongoing Consent:** Ongoing consent monitoring and renewal for knowledge integration
- **Community Decision-Making:** Traditional community decision-making processes for consent determination
- **Withdrawal Rights:** Clear rights for communities to withdraw consent for knowledge integration

Oversight Mechanisms:

- **Community Oversight Board:** Community oversight board monitoring traditional knowledge integration
- **Regular Review:** Regular review of traditional knowledge integration practices

- **Community Feedback:** Systematic community feedback collection and integration
- **Accountability Measures:** Clear accountability measures for appropriate traditional knowledge integration

Safety Protocols & Procedures

Medical Safety Protocols

Comprehensive medical safety protocols addressing the unique requirements of psychedelic-assisted therapy.

Psychedelic medicines have specific medical considerations that require specialized protocols beyond standard mental health treatment.

Pre-Session Medical Assessment

Thorough medical evaluation ensuring participant safety:

Cardiovascular Assessment:

- **Cardiac History:** Comprehensive cardiac history including family history of cardiac events
- **Blood Pressure Monitoring:** Baseline blood pressure and monitoring for hypertension
- **ECG Assessment:** Electrocardiogram assessment for cardiac rhythm abnormalities
- **Exercise Tolerance:** Assessment of exercise tolerance and cardiovascular fitness

Neurological Assessment:

- **Seizure History:** Comprehensive assessment of seizure history and risk factors
- **Neurological Examination:** Complete neurological examination including reflexes and coordination
- **Brain Imaging:** Brain imaging when indicated by history or examination
- **Medication Review:** Review of medications that may affect neurological function

Psychiatric Assessment:

- **Mental Health History:** Comprehensive mental health history including previous psychiatric treatment
- **Current Symptoms:** Assessment of current mental health symptoms and stability
- **Suicide Risk Assessment:** Thorough suicide risk assessment and safety planning
- **Substance Use History:** Comprehensive substance use history and current use patterns

Medication Interaction Protocols

Managing complex medication interactions with psychedelic medicines:

Medication Review and Management:

- **Comprehensive Medication Review:** Review of all medications including prescription, over-the-counter, and herbal supplements
- **Interaction Database Consultation:** Consultation with comprehensive drug interaction databases
- **Pharmacist Consultation:** Consultation with clinical pharmacist specializing in psychedelic medicine interactions
- **Medication Adjustment Protocols:** Protocols for medication adjustments before psychedelic sessions

High-Risk Medication Categories:

- **SSRI and SNRI Medications:** Special protocols for participants taking serotonin reuptake inhibitors

- **MAO Inhibitor Considerations:** Strict protocols for participants with MAO inhibitor exposure
- **Anticonvulsant Medications:** Special considerations for participants taking seizure medications
- **Cardiac Medications:** Careful management of participants taking cardiac medications

Psychological Safety Protocols

Trauma-Informed Preparation

Specialized preparation for participants with trauma history:

Trauma History Assessment:

- **Comprehensive Trauma Assessment:** Detailed assessment of trauma history using validated instruments
- **PTSD Evaluation:** Specific evaluation for PTSD symptoms and triggers
- **Dissociation Assessment:** Assessment of dissociative symptoms and coping patterns
- **Support System Evaluation:** Evaluation of current support systems and coping resources

Specialized Preparation Protocols:

- **Trauma-Informed Education:** Education about trauma responses during psychedelic experiences
- **Grounding Technique Training:** Training in grounding techniques for managing trauma activation
- **Safety Planning:** Detailed safety planning for managing trauma responses
- **Support Person Preparation:** Preparation of support persons for trauma-informed assistance

Crisis Intervention Protocols

Immediate response protocols for psychological crises during sessions:

Crisis Recognition:

- **Early Warning Signs:** Training for staff in recognizing early signs of psychological crisis
- **Risk Assessment:** Rapid risk assessment protocols for crisis situations
- **Communication Protocols:** Clear communication protocols for crisis response coordination
- **Documentation Requirements:** Documentation requirements for crisis situations

Crisis Response Procedures:

- **De-escalation Techniques:** Specialized de-escalation techniques for psychedelic crisis situations
- **Grounding Interventions:** Immediate grounding interventions for psychological destabilization
- **Emergency Medication Protocols:** Protocols for emergency medication administration when necessary
- **Post-Crisis Support:** Comprehensive post-crisis support and follow-up protocols

Emergency Response Systems

Medical Emergency Protocols

Immediate response to medical emergencies during psychedelic sessions:

Emergency Response Team:

- **On-Site Medical Staff:** Qualified medical staff present during all psychedelic sessions
- **Emergency Medical Services:** Pre-arranged emergency medical services with psychedelic therapy experience
- **Hospital Partnerships:** Partnerships with hospitals experienced in psychedelic emergency care

- **Emergency Transportation:** Immediate access to emergency transportation services

Emergency Intervention Protocols:

- **Vital Sign Monitoring:** Continuous vital sign monitoring during high-risk sessions
- **Emergency Medication:** Emergency medications available for cardiac, neurological, and psychiatric emergencies
- **Reversal Agents:** Appropriate reversal agents when available and indicated
- **Emergency Communication:** Immediate communication systems for emergency service contact

Psychological Emergency Protocols

Response to severe psychological emergencies during sessions:

Crisis Assessment:

- **Immediate Risk Assessment:** Rapid assessment of immediate risk to self or others
- **Reality Testing:** Assessment of reality testing and psychotic symptoms
- **Agitation Management:** Protocols for managing severe agitation or behavioral disturbance
- **Support System Activation:** Immediate activation of support systems and crisis resources

Emergency Interventions:

- **Verbal De-escalation:** Specialized verbal de-escalation techniques for psychedelic crisis
- **Physical Restraint Protocols:** Limited and trauma-informed physical restraint protocols when necessary for safety
- **Emergency Psychiatric Consultation:** Immediate access to psychiatric consultation and evaluation
- **Involuntary Hold Protocols:** Clear protocols for involuntary psychiatric holds when legally required

Staff Training & Competency

Core Competency Framework

Comprehensive training ensuring staff competency in both traditional healing integration and contemporary therapeutic approaches.

Staff competency in psychedelic-assisted therapy requires integration of traditional healing wisdom, contemporary therapeutic skills, and specialized psychedelic therapy training.

Traditional Healing Competency

Training in traditional healing approaches and cultural protocols:

Cultural Competency Training:

- **Traditional Healing Overview:** Comprehensive overview of traditional healing approaches and worldviews
- **Cultural Protocol Training:** Training in appropriate cultural protocols and respectful engagement
- **Traditional Plant Medicine Education:** Education about traditional plant medicine use and cultural context
- **Sacred Knowledge Respect:** Training in respecting and protecting sacred knowledge and practices

Traditional Healer Mentorship:

- **Direct Mentorship:** Direct mentorship from traditional healers for all clinical staff

- **Ceremonial Participation:** Appropriate ceremonial participation as permitted by traditional healing communities
- **Traditional Knowledge Learning:** Learning traditional healing concepts and approaches through appropriate channels
- **Community Relationship Building:** Building respectful relationships with traditional healing communities

Contemporary Therapeutic Competency

Training in contemporary therapeutic approaches relevant to psychedelic therapy:

Psychedelic Therapy Training:

- **Psychedelic Pharmacology:** Comprehensive training in psychedelic pharmacology and effects
- **Therapeutic Applications:** Training in therapeutic applications of psychedelic medicines
- **Integration Therapy:** Specialized training in psychedelic integration therapy approaches
- **Research and Evidence:** Understanding current research and evidence base for psychedelic therapy

Mental Health Treatment Skills:

- **Trauma-Informed Care:** Comprehensive training in trauma-informed care approaches
- **Crisis Intervention:** Specialized crisis intervention training for psychedelic therapy contexts
- **Group Therapy Skills:** Group therapy skills for community-based psychedelic therapy
- **Family Therapy Integration:** Family therapy skills for integrating family and community support

Specialized Training Programs

Psychedelic Therapy Specialization

Advanced training for providers specializing in psychedelic-assisted therapy:

Clinical Training Components:

- **Psychedelic Medicine Training:** Intensive training in specific psychedelic medicines and their therapeutic applications
- **Set and Setting Mastery:** Mastery of set and setting optimization for therapeutic outcomes
- **Integration Techniques:** Advanced integration techniques for processing psychedelic experiences
- **Long-Term Follow-Up:** Training in long-term follow-up and continued integration support

Experiential Training Requirements:

- **Personal Psychedelic Experience:** Appropriate personal psychedelic experience as part of training
- **Traditional Healing Immersion:** Immersion experiences with traditional healing communities
- **Meditation and Consciousness Practices:** Regular meditation and consciousness practice requirements
- **Supervision and Mentorship:** Intensive supervision and mentorship throughout training

Traditional Healing Integration Training

Specialized training for integrating traditional healing with contemporary therapy:

Cross-Cultural Competency:

- **Multi-Cultural Healing Approaches:** Training in multiple traditional healing approaches and worldviews

- **Cultural Bridge Building:** Skills for building bridges between traditional and contemporary approaches
- **Respectful Collaboration:** Training in respectful collaboration with traditional healers
- **Cultural Appropriation Prevention:** Training in preventing cultural appropriation while enabling integration

Collaborative Practice Skills:

- **Team-Based Practice:** Skills for working in teams including traditional healers and contemporary providers
- **Communication Skills:** Cross-cultural communication skills for diverse healing teams
- **Conflict Resolution:** Skills for resolving conflicts between different healing approaches
- **Shared Decision-Making:** Skills for shared decision-making across different healing paradigms

Ongoing Professional Development

Continuous Learning Requirements

Ongoing education and development requirements for all staff:

Annual Training Requirements:

- **Cultural Competency Updates:** Annual cultural competency training updates and skill development
- **Traditional Healing Immersion:** Annual traditional healing immersion experiences
- **Psychedelic Research Updates:** Updates on current psychedelic research and therapeutic developments
- **Safety Protocol Training:** Annual safety protocol training and emergency response drills

Community Engagement Requirements:

- **Traditional Healing Community Participation:** Regular participation in traditional healing community events
- **Cultural Education:** Ongoing cultural education and relationship building with traditional healing communities
- **Service Learning:** Service learning opportunities supporting traditional healing communities
- **Advocacy Participation:** Participation in advocacy for psychedelic therapy access and traditional healing rights

Professional Supervision and Support

Supervision and support systems ensuring quality practice and staff wellbeing:

Clinical Supervision:

- **Traditional Healer Supervision:** Regular supervision from traditional healers for cultural competency
- **Psychedelic Therapy Supervision:** Specialized supervision for psychedelic therapy practice
- **Case Consultation:** Regular case consultation for complex or challenging situations
- **Peer Support:** Peer support groups for psychedelic therapy providers

Personal Support Systems:

- **Self-Care Requirements:** Mandatory self-care practices for all staff including meditation and consciousness practices
- **Personal Therapy:** Personal therapy requirements for staff working with psychedelic therapy
- **Wellness Monitoring:** Regular wellness monitoring and support for staff
- **Burnout Prevention:** Proactive burnout prevention and workload management

Legal & Regulatory Framework

Current Legal Landscape

Understanding the complex and evolving legal framework for psychedelic-assisted therapy.

The legal landscape for psychedelic therapy is rapidly evolving, with different regulations in different jurisdictions. Labs must navigate this complex environment while advocating for expanded access.

Federal Regulatory Compliance

Compliance with federal regulations governing controlled substances:

DEA Schedule Compliance:

- **Schedule I Substance Regulations:** Compliance with DEA regulations for Schedule I controlled substances
- **Research Registration:** DEA research registration requirements for psychedelic research
- **Security Requirements:** Physical security requirements for controlled substance storage and handling
- **Record Keeping:** Comprehensive record keeping requirements for controlled substance accountability

FDA Regulatory Pathways:

- **Investigational New Drug (IND) Applications:** IND application processes for psychedelic research
- **Clinical Trial Regulations:** FDA clinical trial regulations and good clinical practice requirements
- **Breakthrough Therapy Designation:** Procedures for breakthrough therapy designation for psychedelic medicines
- **Compassionate Use Programs:** Expanded access and compassionate use program development

State and Local Regulations

Navigating varying state and local regulations:

State Regulatory Compliance:

- **State Controlled Substance Laws:** Compliance with state controlled substance regulations
- **Medical Practice Regulations:** Compliance with state medical practice and therapy regulations
- **Research Institution Requirements:** State requirements for research institutions and clinical trials
- **Professional Licensing:** Professional licensing requirements for psychedelic therapy providers

Local Jurisdiction Compliance:

- **Zoning Requirements:** Local zoning requirements for psychedelic therapy facilities
- **Building Codes:** Compliance with local building codes and safety requirements
- **Business Licensing:** Local business licensing requirements for therapy facilities
- **Community Relations:** Community relations and public engagement around psychedelic therapy

Legal Advocacy and Reform

Decriminalization and Legalization Advocacy

Supporting legal reform efforts for psychedelic medicine access:

Policy Advocacy:

- **Decriminalization Campaigns:** Support for local and state decriminalization campaigns
- **Medical Legalization:** Advocacy for medical legalization of psychedelic medicines
- **Regulatory Reform:** Support for regulatory reform enabling expanded psychedelic therapy access
- **Criminal Justice Reform:** Advocacy for criminal justice reform related to psychedelic substances

Community Education:

- **Public Education:** Public education about psychedelic therapy safety and effectiveness
- **Stakeholder Engagement:** Engagement with policymakers, healthcare providers, and community leaders
- **Media Relations:** Strategic media relations supporting psychedelic therapy understanding
- **Research Dissemination:** Dissemination of research supporting psychedelic therapy benefits

Rights-Based Legal Framework

Advocating for rights-based approaches to psychedelic medicine access:

Medical Rights Advocacy:

- **Right to Medical Treatment:** Advocacy for right to access psychedelic medicines for medical treatment
- **Physician Prescribing Rights:** Support for physician rights to prescribe psychedelic medicines
- **Patient Choice Rights:** Advocacy for patient rights to choose psychedelic therapy options
- **Religious Freedom Rights:** Protection of religious freedom rights for traditional plant medicine use

Traditional Healing Rights:

- **Indigenous Rights Protection:** Protection of indigenous rights to traditional plant medicines
- **Cultural Practice Protection:** Legal protection for traditional healing practices involving psychedelics
- **Traditional Healer Recognition:** Legal recognition of traditional healers as legitimate healthcare providers
- **Sacred Practice Protection:** Protection of sacred ceremonial practices from legal interference

Risk Management and Legal Protection

Liability Management

Managing legal liability while providing innovative therapeutic services:

Professional Liability Protection:

- **Malpractice Insurance:** Specialized malpractice insurance for psychedelic therapy providers
- **Institutional Liability:** Institutional liability protection for psychedelic therapy programs
- **Informed Consent Protocols:** Comprehensive informed consent protocols protecting against liability
- **Standard of Care Development:** Development of standard of care protocols for legal protection

Participant Protection:

- **Safety Protocol Documentation:** Comprehensive documentation of safety protocols and procedures
- **Adverse Event Reporting:** Systematic adverse event reporting and response protocols
- **Emergency Response Documentation:** Documentation of emergency response procedures and training

- **Outcome Monitoring:** Comprehensive outcome monitoring and follow-up protocols

Regulatory Compliance Monitoring

Ongoing compliance monitoring and adaptation to changing regulations:

Compliance Systems:

- **Regulatory Tracking:** Systems for tracking changing regulations and compliance requirements
- **Legal Consultation:** Regular legal consultation on regulatory compliance and changes
- **Audit Protocols:** Regular internal audits of regulatory compliance
- **Documentation Systems:** Comprehensive documentation systems supporting regulatory compliance

Adaptive Compliance:

- **Regulatory Change Response:** Protocols for responding to regulatory changes and updates
- **Policy Adaptation:** Rapid policy adaptation to maintain compliance with changing regulations
- **Legal Risk Assessment:** Ongoing legal risk assessment and mitigation strategies
- **Compliance Training:** Regular compliance training for all staff and leadership

Community Integration Models

Community-Based Service Delivery

Integrating psychedelic-assisted therapy with community-based mental health support systems.

Community integration ensures that psychedelic therapy serves community needs and builds on existing community strengths rather than creating isolated institutional services.

Community-Centered Treatment Models

Psychedelic therapy delivered in community settings with community support:

Community Facility Integration:

- **Community Health Centers:** Integration with existing community health centers and clinics
- **Cultural Centers:** Partnerships with cultural centers and community organizations
- **Faith-Based Organizations:** Collaboration with faith-based organizations supporting psychedelic therapy
- **Indigenous Communities:** Direct partnership with indigenous communities for traditional plant medicine work

Community Support Systems:

- **Peer Support Networks:** Integration with existing peer support networks and recovery communities
- **Family Support Programs:** Programs supporting families and loved ones of therapy participants
- **Community Healing Circles:** Community healing circles supporting integration and ongoing wellness
- **Cultural Support Groups:** Cultural support groups connecting participants with their heritage communities

Traditional Ceremony Integration

Combining psychedelic therapy with traditional ceremonies and community healing:

Ceremonial Context:

- **Traditional Ceremony Leadership:** Traditional healers leading ceremonial aspects of therapy

- **Community Witnessing:** Appropriate community witnessing and support during healing ceremonies
- **Sacred Time and Space:** Recognition of sacred time and space in ceremonial healing work
- **Seasonal Ceremony Integration:** Integration with seasonal ceremonies and natural cycles

Community Healing Approaches:

- **Collective Healing:** Community approaches to collective healing and trauma processing
- **Intergenerational Healing:** Healing approaches addressing intergenerational trauma and family systems
- **Community Trauma Work:** Community-based approaches to historical and collective trauma
- **Cultural Revitalization:** Psychedelic therapy supporting cultural revitalization and identity healing

Peer Support Integration

Peer Specialist Training and Integration

Training peer specialists in psychedelic integration support:

Peer Specialist Training Program:

- **Lived Experience Integration:** Training program specifically for individuals with psychedelic therapy lived experience
- **Integration Support Skills:** Training in supporting others through psychedelic integration processes
- **Crisis Support:** Training in peer crisis support during and after psychedelic experiences
- **Community Navigation:** Training in helping participants navigate community resources and support

Peer Support Service Integration:

- **Pre-Session Support:** Peer support during preparation phase of psychedelic therapy
- **Session Support:** Appropriate peer support during psychedelic sessions when culturally appropriate
- **Integration Support:** Extensive peer support during integration phase following psychedelic experiences
- **Long-Term Peer Mentorship:** Long-term peer mentorship for ongoing integration and wellness

Family and Community Support Integration

Including families and communities in psychedelic therapy support systems:

Family Education and Support:

- **Family Education Programs:** Education programs for families about psychedelic therapy and integration
- **Family Therapy Integration:** Family therapy sessions supporting psychedelic therapy participants
- **Family Crisis Support:** Crisis support for families during challenging integration periods
- **Family Advocacy:** Training families in advocacy for psychedelic therapy access and rights

Community Support Networks:

- **Community Education:** Community education about psychedelic therapy and mental health healing
- **Community Support Training:** Training community members in supporting psychedelic therapy participants

- **Cultural Bridge Building:** Building bridges between psychedelic therapy and cultural communities
- **Community Advocacy:** Community advocacy for psychedelic therapy access and acceptance

Implementation Tools & Resources

Lab Setup Checklists

Governance and Oversight Setup

Checklist for establishing community-controlled governance:

Governance Structure Development:

- ☐ **Community Board Formation:** Form governance board with 51% lived-experience representation
- ☐ **Traditional Healer Integration:** Include traditional healers with plant medicine experience on board
- ☐ **Decision-Making Protocols:** Establish community-controlled decision-making protocols
- ☐ **Authority Distribution:** Define authority distribution between community board and operational staff

Ethical Oversight Establishment:

- ☐ **Community IRB Formation:** Establish community-controlled Institutional Review Board
- ☐ **Review Protocols:** Develop ethical review protocols prioritizing community benefit
- ☐ **Safety Protocol Development:** Create community-developed safety protocols
- ☐ **Accountability Systems:** Establish accountability systems to traditional healing communities

Facility and Infrastructure Setup

Checklist for physical lab development:

Physical Space Development:

- ☐ **Sacred Space Design:** Design therapeutic spaces incorporating traditional sacred space principles
- ☐ **Safety Infrastructure:** Install comprehensive safety infrastructure and emergency systems
- ☐ **Cultural Adaptability:** Ensure spaces are adaptable to diverse cultural ceremonial needs
- ☐ **Technology Integration:** Install appropriate technology supporting therapeutic and safety goals

Equipment and Supply Setup:

- ☐ **Traditional Healing Equipment:** Acquire appropriate traditional healing equipment and ceremonial items
- ☐ **Medical Safety Equipment:** Install comprehensive medical safety and monitoring equipment
- ☐ **Emergency Response Systems:** Establish emergency response systems and communication technology
- ☐ **Integration Support Technology:** Set up technology supporting preparation and integration processes

Staff Recruitment and Training Setup

Checklist for building qualified, culturally competent staff team:

Staff Recruitment:

- ☐ **Traditional Healer Recruitment:** Recruit traditional healers with appropriate plant medicine experience
- ☐ **Clinical Staff Recruitment:** Recruit clinical staff with psychedelic therapy training and cultural competency
- ☐ **Community Staff Integration:** Include community members with lived experience in staff roles
- ☐ **Diverse Cultural Representation:** Ensure staff team represents diverse cultural communities served

Training Program Implementation:

- ☐ **Cultural Competency Training:** Implement comprehensive cultural competency training for all staff
- ☐ **Psychedelic Therapy Training:** Provide specialized psychedelic therapy training and certification
- ☐ **Traditional Healing Integration Training:** Train staff in respectful traditional healing integration
- ☐ **Safety Protocol Training:** Train all staff in comprehensive safety protocols and emergency response

Legal and Regulatory Tools**Legal Compliance Framework****Tools for navigating complex legal and regulatory requirements:****Federal Compliance Checklist:**

- ☐ **DEA Registration:** Obtain appropriate DEA registration for controlled substance research
- ☐ **FDA IND Application:** Submit Investigational New Drug application for research protocols
- ☐ **Security Requirements:** Implement DEA security requirements for controlled substance storage
- ☐ **Record Keeping Systems:** Establish comprehensive record keeping for controlled substance accountability

State and Local Compliance:

- ☐ **State Licensing:** Obtain all required state licenses for healthcare facility and research operations
- ☐ **Local Permits:** Secure all required local permits and zoning approvals
- ☐ **Professional Licensing:** Ensure all staff have appropriate professional licenses and credentials
- ☐ **Building Code Compliance:** Ensure facility meets all building codes and safety requirements

Risk Management Templates**Templates for managing legal and operational risks:****Liability Protection Documents:**

- ☐ **Informed Consent Templates:** Comprehensive informed consent templates covering all aspects of psychedelic therapy
- ☐ **Release and Waiver Forms:** Appropriate release and waiver forms protecting against legal liability

- ☐ **Emergency Response Protocols:** Documented emergency response protocols for legal protection
- ☐ **Safety Protocol Documentation:** Comprehensive documentation of safety protocols and procedures

Insurance and Protection:

- ☐ **Malpractice Insurance:** Secure appropriate malpractice insurance for psychedelic therapy providers
- ☐ **Facility Insurance:** Obtain comprehensive facility insurance covering psychedelic therapy operations
- ☐ **Research Insurance:** Secure research insurance covering clinical trial and research activities
- ☐ **Community Partnership Insurance:** Insurance covering partnerships with traditional healing communities

Training and Certification Resources

Staff Training Curriculum

Comprehensive training curriculum for psychedelic therapy lab staff:

Foundation Training Modules:

Module 1: Traditional Healing Integration (40 hours)

- **Traditional Healing Overview:** Comprehensive overview of traditional healing approaches and worldviews
- **Cultural Protocol Training:** Training in appropriate cultural protocols and respectful engagement
- **Traditional Plant Medicine Education:** Education about traditional plant medicine use and cultural context
- **Sacred Knowledge Protection:** Training in protecting and respecting sacred knowledge and practices

Module 2: Psychedelic Therapy Fundamentals (40 hours)

- **Psychedelic Pharmacology:** Comprehensive training in psychedelic pharmacology and therapeutic effects
- **Set and Setting Optimization:** Training in optimizing set and setting for therapeutic outcomes
- **Integration Therapy:** Specialized training in psychedelic integration therapy approaches
- **Safety Protocols:** Comprehensive safety protocol training and emergency response

Module 3: Community Integration (20 hours)

- **Community-Based Practice:** Training in community-based psychedelic therapy delivery
- **Peer Support Integration:** Training in integrating peer support with professional therapy
- **Family and Community Support:** Training in supporting families and communities of therapy participants
- **Cultural Bridge Building:** Training in building bridges between psychedelic therapy and cultural communities

Certification and Credentialing

Certification programs for psychedelic therapy providers:

Psychedelic Therapy Specialist Certification:

- **Training Requirements:** 100 hours specialized training in psychedelic therapy and traditional healing integration
- **Experiential Requirements:** Appropriate personal experience with consciousness exploration and traditional healing
- **Supervision Requirements:** 100 hours supervision with experienced psychedelic therapy practitioners
- **Community Engagement:** Documented community engagement and relationship building with traditional healing communities

Traditional Healing Integration Certification:

- **Cultural Competency:** Demonstrated cultural competency and respectful engagement with traditional healing
- **Traditional Healer Mentorship:** Mentorship from traditional healers in specific cultural traditions
- **Community Validation:** Validation from traditional healing communities of respectful and appropriate practice
- **Ongoing Education:** Commitment to ongoing education and relationship building with traditional healing communities

Research and Evaluation Tools

Community-Controlled Research Protocols

Research frameworks prioritizing community benefit and traditional knowledge protection:

Community Benefit Assessment:

- **Community Need Alignment:** Assessment of research alignment with community-identified needs and priorities
- **Traditional Knowledge Integration:** Evaluation of respectful traditional knowledge integration in research
- **Community Capacity Building:** Assessment of research contribution to community capacity building
- **Long-Term Community Benefit:** Evaluation of long-term benefits to traditional healing communities

Participatory Research Methods:

- **Community-Based Participatory Research:** Methods for community-led research design and implementation
- **Traditional Knowledge Documentation:** Appropriate methods for documenting traditional knowledge with community consent
- **Community Outcome Evaluation:** Community-defined outcome measures and evaluation methods
- **Research Ethics Integration:** Integration of traditional healing ethics with contemporary research ethics

Effectiveness Measurement Tools

Tools for measuring psychedelic therapy effectiveness using both traditional and contemporary measures:

Traditional Healing Outcome Measures:

- **Cultural Connection Assessment:** Measurement of participant connection to cultural identity and community

- **Spiritual Wellbeing Evaluation:** Assessment of spiritual wellbeing using culturally appropriate measures
- **Community Integration:** Evaluation of participant integration with cultural and healing communities
- **Traditional Healer Assessment:** Traditional healer evaluation of participant healing and integration

Contemporary Therapeutic Outcome Measures:

- **Standardized Mental Health Assessments:** Use of validated mental health assessment instruments
- **Functional Improvement Measures:** Assessment of functional improvement in daily life activities
- **Quality of Life Evaluation:** Comprehensive quality of life assessment and improvement measurement
- **Long-Term Follow-Up:** Long-term follow-up assessment of sustained therapeutic benefits

Emergency Resources & Crisis Support

Crisis Response Protocols

Immediate response protocols for various types of crises during psychedelic therapy:

Medical Emergency Response:





- **Cardiac Emergency Protocols:** Specific protocols for cardiac emergencies during psychedelic sessions
- **Neurological Emergency Response:** Response protocols for seizures and neurological emergencies
- **Psychiatric Emergency Intervention:** Protocols for severe psychiatric emergencies requiring immediate intervention
- **Emergency Medical Services:** Pre-arranged emergency medical services with psychedelic therapy experience

Cultural and Spiritual Crisis Support:

- **Traditional Healer Emergency Consultation:** Immediate access to traditional healer consultation during crises
- **Cultural Advocate Access:** Immediate access to cultural advocates during crisis situations
- **Community Support Activation:** Protocols for activating community support during cultural or spiritual crises
- **Sacred Practice Emergency Protocols:** Emergency protocols that maintain respect for sacred practices

Contact Information & Support:

Currently available:

-  Framework documentation and psychedelic therapy lab setup guidelines
-  General support via globalgovernanceframework@gmail.com
-  Specialized psychedelic therapy training programs (in development)
-  Traditional healing integration consultation services (in development)

Contact Information:

- **Primary Contact:** globalgovernanceframework@gmail.com
- **Website:** globalgovernanceframework.org

- **Subject Lines for Specific Support:**

- "Psychedelic Lab Setup" - for lab development and implementation support
- "Traditional Healing Integration" - for traditional healing collaboration inquiries
- "Legal and Regulatory Support" - for legal compliance and regulatory guidance
- "Staff Training Programs" - for training and certification program development

Research and Evidence Base

Supporting Research Areas:

- **Psychedelic Therapy Effectiveness:** Research documenting effectiveness of psychedelic-assisted therapy for various mental health conditions
- **Traditional Healing Integration:** Studies of successful integration of traditional healing with psychedelic therapy
- **Safety Protocols:** Research on safety protocols and adverse event prevention in psychedelic therapy
- **Community-Based Models:** Studies of community-based psychedelic therapy delivery models
- **Cultural Integration:** Research on culturally appropriate psychedelic therapy approaches

Conclusion

The Psychedelic-Assisted Therapy Lab Setup Guide represents a revolutionary approach to consciousness-expanding therapy—one that honors the ancient wisdom of traditional plant medicine while ensuring the safety, legal compliance, and community benefit essential for contemporary healthcare. By implementing these guidelines, organizations can create psychedelic therapy programs that truly serve community healing rather than institutional profits, while maintaining the sacred integrity of traditional healing practices.

Key Implementation Priorities:

1. **Community-Controlled Governance:** Establish governance structures ensuring 51% lived-experience leadership and traditional healer authority
2. **Traditional Knowledge Protection:** Implement robust protections for sacred knowledge while enabling respectful therapeutic integration
3. **Comprehensive Safety Protocols:** Develop community-led safety protocols addressing medical, psychological, spiritual, and cultural dimensions
4. **Cultural Competency Development:** Ensure all staff develop deep cultural competency and respectful relationships with traditional healing communities
5. **Legal Advocacy Integration:** Integrate legal advocacy for expanded psychedelic therapy access with lab operations

Call to Action: Begin developing psychedelic-assisted therapy labs in your healthcare system, research institution, or community organization. Start with community consultation, traditional healer relationship building, and comprehensive legal compliance planning.

Living Document Status: This guide is designed for continuous improvement based on implementation experience, traditional healing community feedback, and evolving legal frameworks. Current version represents comprehensive analysis as of June 2025 with regular updates planned based on community guidance and regulatory changes.

Contact for Implementation Support: globalgovernanceframework@gmail.com with subject line "Psychedelic Lab Implementation Support"

Framework Development: This guide is part of the Global Governance Framework initiative, developed through iterative refinement using multiple AI systems to achieve comprehensive research synthesis and maximize diversity of analytical perspectives, integrating evidence-based practices with community-led approaches to psychedelic-assisted therapy.

"The medicines call us back to our wholeness—not as individuals separated from community and cosmos, but as interconnected beings whose healing ripples through all our relations. When we answer this call with respect for traditional wisdom, commitment to community benefit, and dedication to safety, we open doorways to healing that can transform not only individuals but entire communities and cultures."